






TUBULAR-S

|              |   |  |  |  |  |
|--------------|---|--|--|--|--|
| Item code    | 86.SD01.1443.03   |  |  |  |  |
| Product type | Indoor  |  |  |  |  |
| Category     | Surface Downlights  |  |  |  |  |
| Family       | TUBULAR-S   |  |  |  |  |
| Pictograms   | <div><div></div><div><div>220<br/>240 V</div></div><div><div></div><div>850°</div></div><div><div>CRI</div><div>80</div></div><div></div></div> <div><div>On<br/>Off</div><div><div>DALI</div></div><div><div>50000h<br/>L80B10</div></div><div><div>IP</div><div>65</div></div></div> |  |  |  |  |

|                            |               |
|----------------------------|---------------|
| Product                    |               |
| Real power (W)             | 10            |
| Real luminous flux (Lm)    | 800           |
| Luminous efficiency (Lm/W) | 80            |
| Beam angle (°)             | 60            |
| Life time (h)              | 50000h L80B10 |
| IP                         | IP65          |
| Control gear               | DALI          |
| Colour temperature (K)     | 4000          |
| Colour consistency (SDCM)  | SDCM3         |
| CRI                        | 80            |

Dimensions

Product dimensions (mm) Ø75X100 mm

Scheme

